

# Quest



**Quest**



Plymouth High  
School for Girls



Devonport  
High School  
For Boys

## Plymouth 11+ 2026

A guide for parents and carers

**Quest**

[www.questassessments.com](http://www.questassessments.com)

# This guide had been produced by Quest Assessments and the Plymouth grammar schools to provide families with clear information and practical support for the 11+.

Inside, you will find key dates, an overview of what the test involves, free resources to help your child get comfortable with the format of their assessment, and details of free learning support available to eligible families.

Key Dates	
Registration closes	Monday 31st August 2026
Test date for Paper 1 (and writing for DHSB)	Saturday 12th September 2026
Test date for Paper 2	Saturday 19th September 2026
Results day	Mid October 2026
Secondary school application deadline	31st October 2026
National Offer Day	1st March 2027

## Quick details

Applicants to all schools will take the following papers on subsequent Saturdays:

- **Paper 1:** assesses English
- **Paper 2:** assesses Mathematics

Each paper will last approximately 40 minutes.

**If your son is applying for DHSB, they will also sit a writing paper on Saturday 12th September.**

# How to prepare for the Plymouth 11+

The Plymouth 11+ assesses English and mathematics.

The best preparation is a strong grounding in what your child is already learning at school, combined with wide reading and the ability to apply their knowledge to new contexts.

The test is built to assess genuine understanding of the curriculum: the most valuable thing your child can do is keep learning steadily and confidently in school.

<b>From now</b>	<ul style="list-style-type: none"><li>• Encourage your child to read widely and for pleasure.</li><li>• Build healthy habits. Short, regular learning is more effective than long sessions.</li><li>• Encourage your child to work hard in school and focus in class.</li><li>• Work through the familiarisation booklets at a relaxed pace.</li></ul>
<b>The night before</b>	<ul style="list-style-type: none"><li>• Remind your child to read each question carefully, and that it's fine to move on if they're stuck.</li><li>• Pack pencils and a good eraser.</li><li>• Go to bed on time and make sure your child gets a good night's sleep.</li></ul>
<b>The morning of the test</b>	<ul style="list-style-type: none"><li>• Ensure your child eats a proper breakfast.</li><li>• Keep the morning calm and positive.</li><li>• Allow plenty of time for the journey.</li></ul>

# Free resources


We've created a set of free resources to help your child understand what the test looks and feels like, and to build confidence across all subjects ahead of exam day.

## Familiarisation Booklets

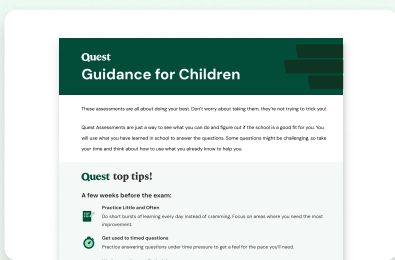
These booklets provide sample questions so your child can become familiar with the question format and filling in an OMR answer sheet.



OPEN



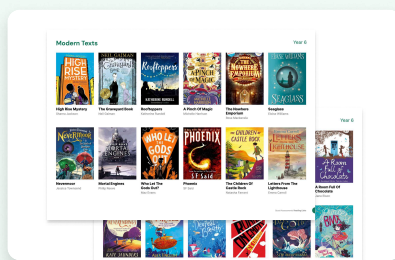
OPEN



### Quest 11+ Guidance for Children

Written for children, this guide includes what the test is, how to handle nerves, what to do if they get stuck, and what to expect on the day.

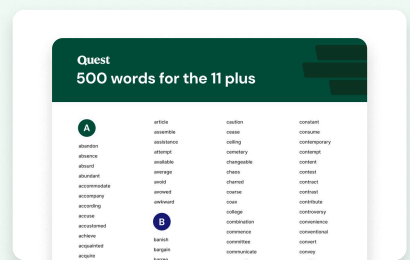
OPEN



### Reading Lists

Age-appropriate reading recommendations for Years 3–6.

OPEN



### Vocabulary List

A list of words your child may find useful to know, designed to support their broader vocabulary development.

OPEN

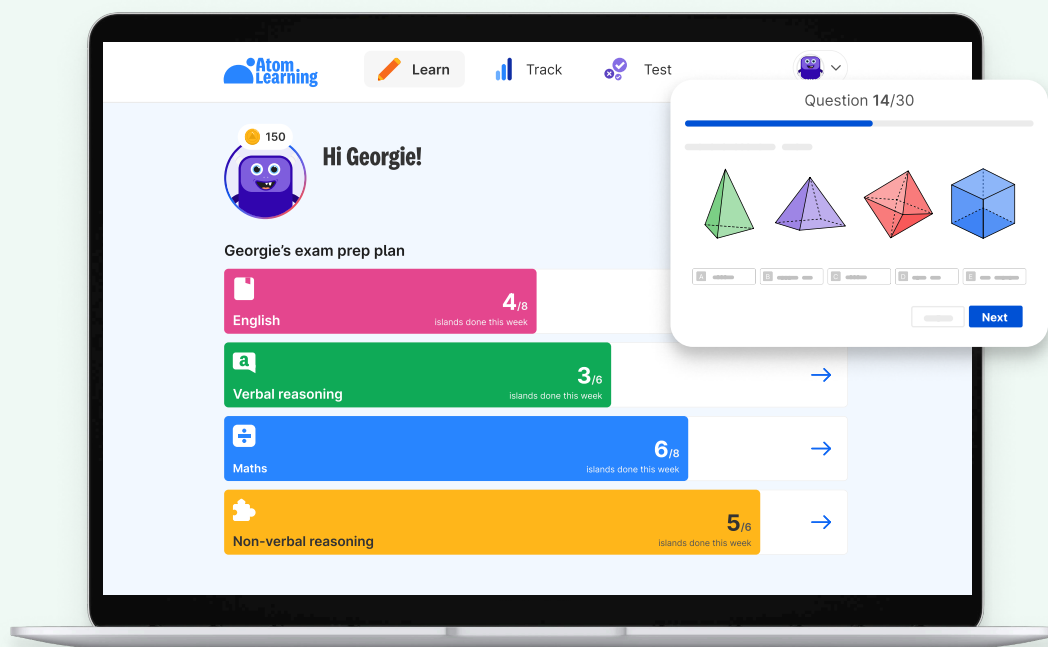
# Free learning support for eligible families

The grammar schools of Plymouth and Quest have worked together to ensure every child has access to high-quality preparation materials, regardless of their family's circumstances.

In partnership with Atom Learning, they are offering free access to Atom Home for all pupil premium eligible candidates through the Atom Learning Pupil Premium Support Programme.

Atom Home provides structured practice and KS2 learning across all subjects, with questions, progress tracking, and subject-specific learning paths your child can work through at home.

If your child is eligible for pupil premium (for example, if they receive free school meals), you can request access using the link below. Eligibility will be verified by your child's primary school.



REQUEST FREE ATOM HOME ACCOUNT

# What to expect on the day

Your child will sit the test at one of the three grammar school test centres.

The Plymouth 11+ takes place across two Saturdays. Your child will sit one paper on each assessment day. Each paper lasts approximately 40 minutes, plus time for instructions.

An invigilator will read instructions before, during, and after each paper. Your child will be given a question booklet and a separate answer sheet for each subject. They may also receive a reading booklet.

If your child can't hear the instructions or has a question, they should put their hand up.

## What to bring

- ✓ Two sharp HB pencils
- ✓ An eraser
- ✓ A pencil sharpener in a clear bag or case
- ✓ A small snack for the break (no products containing nuts)
- ✓ A bottle of water

**No phones, smart watches, calculators, or electronic devices are allowed.**

# How is the test completed?

The Plymouth 11+ is a paper test. All questions are multiple choice. Your child selects from a set of options (usually five: A, B, C, D or E).

Most Quest 11+ papers use an OMR (Optical Mark Recognition) answer sheet. This means instead of writing out answers, your child will draw a horizontal line through a box next to their chosen answer.

The familiarisation materials include a practice OMR answer sheet to help your child get comfortable with the format before test day.

**Correct**

**Incorrect**

Tips for OMR		
Marking correctly	Practise before the day	If your child makes a mistake
<ul style="list-style-type: none"> <li>• Draw a clear, solid horizontal line through the chosen box.</li> <li>• Mark one answer per question unless the question specifically tells you there is more than one answer.</li> </ul>	<p>The familiarisation booklets include a sample OMR answer sheet.</p> <p>Working through a few questions, practising marking answers, rubbing out, and checking question numbers match helps your child get familiar with how to complete an OMR sheet.</p>	<p>They should rub it out fully with a clean eraser, then mark their new answer.</p> <p>A good eraser matters as much as a good pencil!</p>

## Still have questions?

Please note that Quest Assessments is not able to respond to individual enquiries from parents or carers. All queries about the Plymouth 11+ (including questions about registration, results, venues, and special arrangements) should be directed to the school to which your child is applying.

**We wish your child every success.**

